



# SMART PEDESTRIAN SYSTEM

**EVERY LITTLE LIGHT FOR SAFETY**

RRFB Intelligent Pedestrian System

# Contents

Contents .....	2
1 Scope .....	3
2 Products Description .....	3
2.1 Background.....	3
2.2 Brief Description .....	3
2.3 Features.....	3
3 Electrical-Economic Type .....	4
4 RRFB(Rectangular Rapid Flashing Beacon).....	4
4.1 Specification .....	4
4.2 Specification-Optical.....	4
4.3 Specification-Electrical .....	5
4.4 Structure Diagram.....	5
4.5 Product Image .....	5
5.4 Structure Diagram.....	6
7 Infrared Sensor Beacon(optional).....	8
7.1 Specification .....	8
7.2 Specification-Electrical .....	8
8 TPU Warning Post(optional) .....	8
8.1 Specification .....	8
9.1 Specification.....	8
The W11-2 sign indicates pedestrian crossing ahead, please slow down(Optional signs:W11-15/S1-1).....	9
10 LED Pedestrian Sign(optional) .....	9
10.1 Specification .....	9
11 Stop Bar Light(optional) .....	10
11.1 Specification .....	10
12 Solar Set Option 1.....	10
12.1 Specification .....	10
13 Solar Set Option 2.....	11
14 Application.....	12
15 Auxiliary System - ELLUMIN Cloud(optional) .....	13
15.1 Description of ELLUMIN Cloud .....	13
15.2 Function .....	13

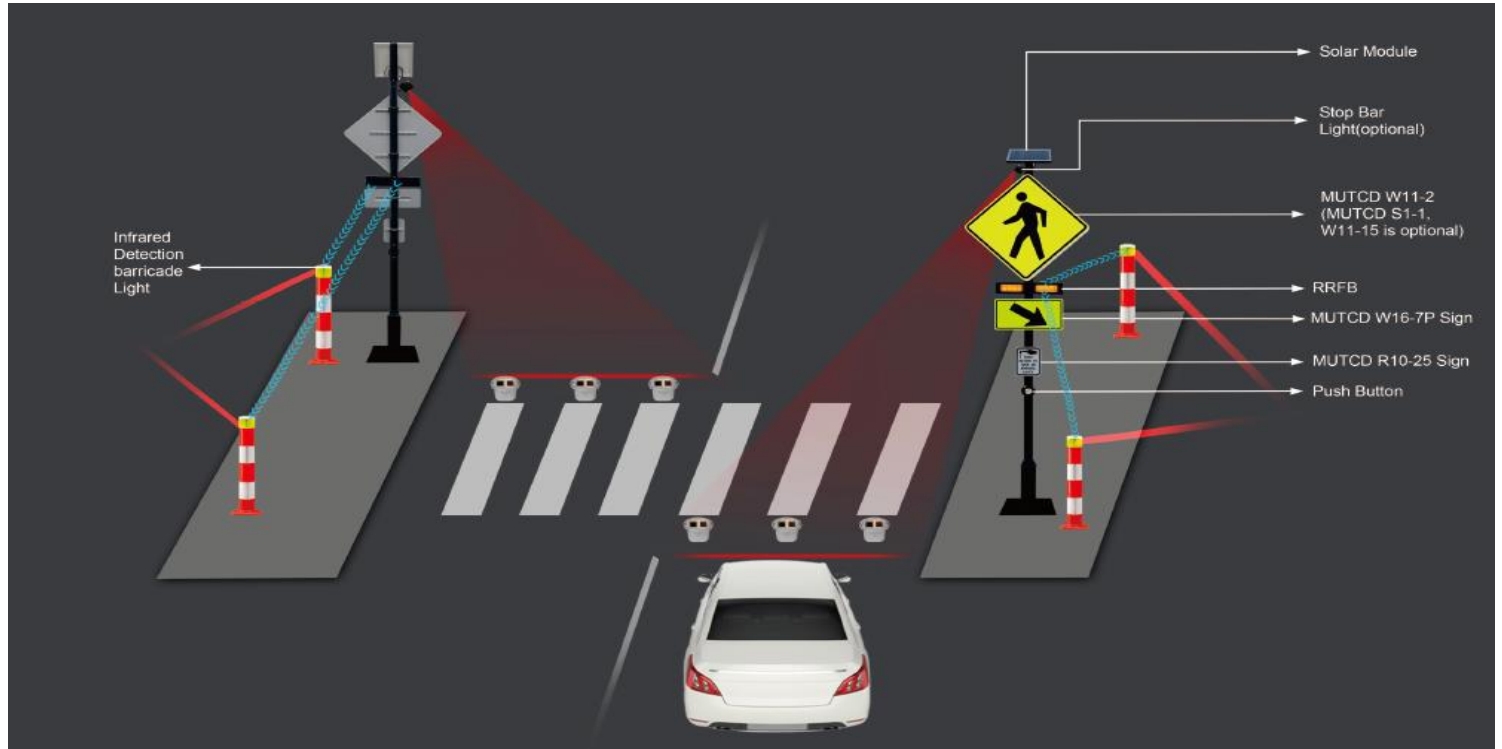
## 1 Scope

This specification covers the detailed Specification and Performance for the following products listed as below:

## 2 Products Description

### 2.1 Background

The official data showed higher motorist yielding rates at crosswalks where the similar system had been installed in comparison to lower rates for standard warning beacons. The higher yielding rates were sustained even after two years of operation, and no identifiable negative effects were found.



### 2.2 Brief Description

RRFB Intelligent Pedestrian System is a innovative system that complies with the MUTCD standard and enhances the safety of zebra crossings.

The system can be activated either manually through a Push Button or passively through Infrared Sensor Beacon. Once activated, RRFB, road studs and Led stop bar will be emitted light to alerting drivers that pedestrians are about to cross the pedestrian crossing ahead, please slow down. Upon receiving the warning, drivers should promptly reduce speed and prepare to yield.

The official data showed higher motorist yielding rates at crosswalks where the similar system had been installed in comparison to lower rates for standard warning beacons. The higher yielding rates were sustained even after two years of operation, and no identifiable negative effects were found.

### 2.3 Features

- 2.3.1 FHWA MUTCD compliant
- 2.3.2 Daytime visible light design perform greatly at day and night
- 2.3.3 Automatically dim based upon ambient light-reducing glare
- 2.3.4 Solar or AC power supply optional

2.3.5 Can connect to the ELLUMIN Cloud for better solving traffic problems and managing traffic order

2.3.6 Suits to various road conditions

## 3 Electrical-Economic Type

3.1 Power Supply: 20W Solar Module

3.2 Battery: 8.7Ah standard lithium-ion batteries

(can provide 4 days of rated use when fully charged, can activate 800 times per day, each activation duration is 30s)

3.3 Work time: Charge for 3 hours, can activate 800 times, each activation duration is 30s

## 4 RRFB(Rectangular Rapid Flashing Beacon)



### 4.1 Specification

Once the pre-warning system starts, the RRFB light bars toward to drivers flash for warning drivers there ahead pedestrians will cross the crosswalk, please slow down and give way.

4.1.1 Material: Aluminium sheet,surface with powder-coat

4.1.2 23.78" \* 4.72" \* 1.67" (604 \* 120 \* 42.4 mm)

Product (MUTCD IA-21 requires the outside edges of the RRFB indications, including any housings, shall not project beyond the Size: outside edges of the W11-2, S1-1, or W11-15 sign that it supplements. )

4.1.3 Each Indication Size: 6.90" \* 2.49"(175\*63mm)

(MUTCD IA-21 requires the each RRFB indication shall be at least 5 inches wide by at least 2 inches high)

4.1.4 Space between the Two Indications: 7.59"(193mm)

(MUTCD IA-21 requires the indicator light spacing should be at least 7")

4.1.5 Thickness(Aluminium Panel): 0.079" (2 mm)

4.1.6 Weight: 3.858 lbs

4.1.7 Operating Temperature: -4°F to +158°F (-20°C to +70°C)

4.1.8 Protection Level: IP55

4.1.9 Installation Method: Perforated installation

4.1.10 Top with an adjustable fastener, fastening it to give a fixed angle

### 4.2 Specification-Optical

4.2.1 Color: Amber

4.2.2 LED Qty: 2 arrays of 40 LEDs

4.2.3 Meet SAE J595 CLASS 1 brightness

4.2.4 Flash Pattern: WW + S (combination wig-wag and simultaneous flash)  
(MUTCD IA-21 requires the RRFB should be WW + S flashing pattern)

4.2.5 Product Flash Frequency: 75 times per min(or customized)

4.2.6 Each RRFB indication flash rate:5 flash per second

(MUTCD IA-21 requires the flash rate of each individual RRFB indication, as applied over the full flashing sequence, shall not be between 5 and 30 flashes per second to avoid frequencies that might cause seizures.)

4.2.7 Auto brightness for conditions.

(MUTCD IA-21 requires an automatic signal dimming device should be used to reduce the brilliance of the RRFB indications during nighttime conditions to minimize excessive glare during nighttime conditions.)

# PRODUCT SPECIFICATION

4.2.8 Each side of RRFB has one pedestrian Indicator light. The lights flash simultaneously with RRFB for notifying pedestrians that the RRFB is in operation.

4.2.9 Each LED equipped with a optical lens to reduce nighttime glare

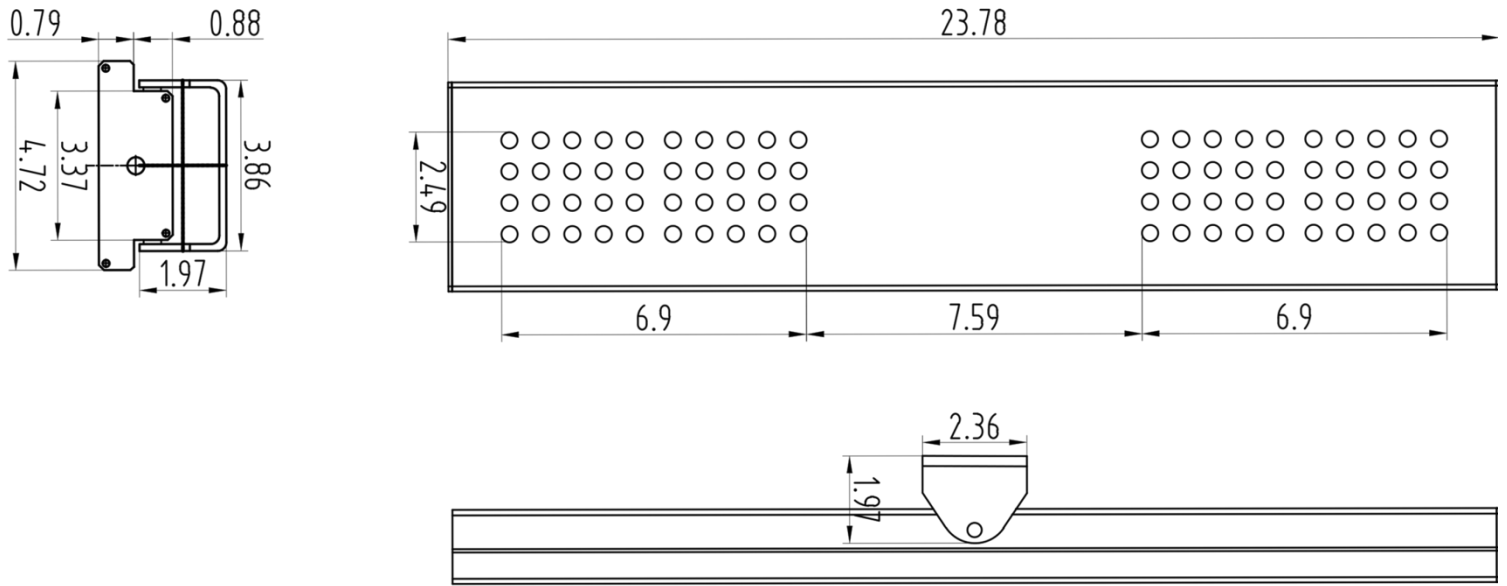
## 4.3 Specification-Electrical

4.3.1 Power Supply: DC 12V

4.3.2 Power Consumption: <1.6W(when the one indication flashes)

4.3.3 Current Consumption: 140mA(when the one indication flashes)

## 4.4 Structure Diagram



Unit: Inch

## 4.5 Product Image



Front



Back



Top  
(with Adjustable  
Fastener)



Side  
(with pedestrian Indicator light)

## 5 Road Stud(optional)

Once the pre-warning system starts, the led lamps toward to drivers flash for warning drivers there ahead pedestrians will cross the crosswalk, please slow down and give way.

### 5.1 Specification

- 5.1.1 Material: Aluminum
- 5.1.2 LED Protective Cover Material: Polycarbonate Window
- 5.1.3 Diameter: Ø6.69" (Ø170 mm)
- 5.1.4 Height(with basement): 3.87" (98.2 mm)
- 5.1.5 Protection Level: IP68
- 5.1.6 Operating Temperature: -4°F to +176°F (-20°C to +80°C)



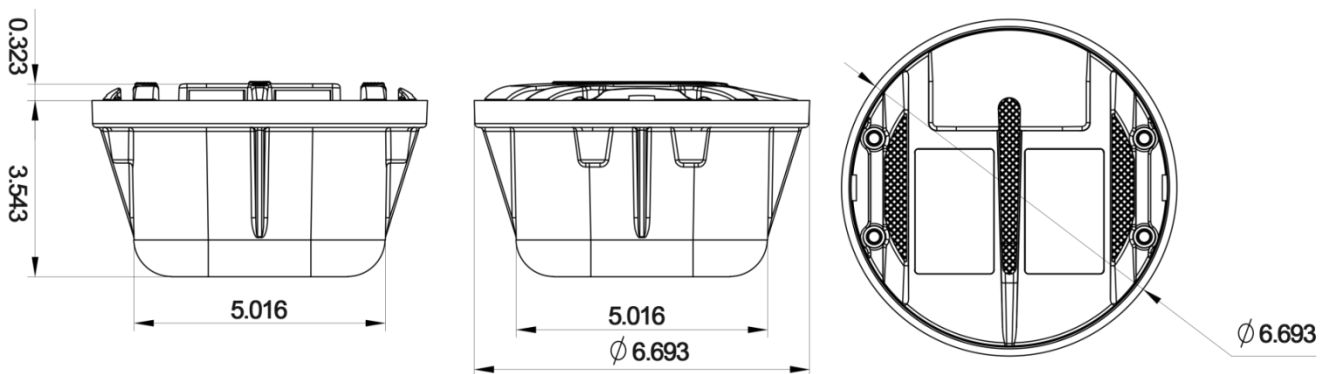
### 5.2 Specification-Optical

- 5.2.1 LED Qty: 8 LEDs
- 5.2.2 LED Color: Yellow(Red,Green,Blue,White is available upon request)
- 5.2.3 LED Brightness Intensity: 25000-30000mcd
- 5.2.4 LED Configuration: Unidirectional
- 5.2.5 Visual Distance: 1640 ft(500 m)

### 5.3 Specification-Electrical

- 5.3.1 Power Supply: 5V 100mA Solar Module
- 5.3.2 Power Consumption: 500mw
- 5.3.3 Current Consumption: 120mA
- 5.3.4 Lighting Time: 150H after fully charged in flashing mode

### 5.4 Structure Diagram



Unit: Inch

## 6 Push Button-PB-003



### 6.1 Specification

When the pedestrian who will cross the crosswalk pushes the button, the pre-warning system starts.

6.1.1 Material: Aluminum

6.1.2 Protection Level: IP65

6.1.3 Dimension:Diameter:  $\phi$  92mm Thickness:55.5mm

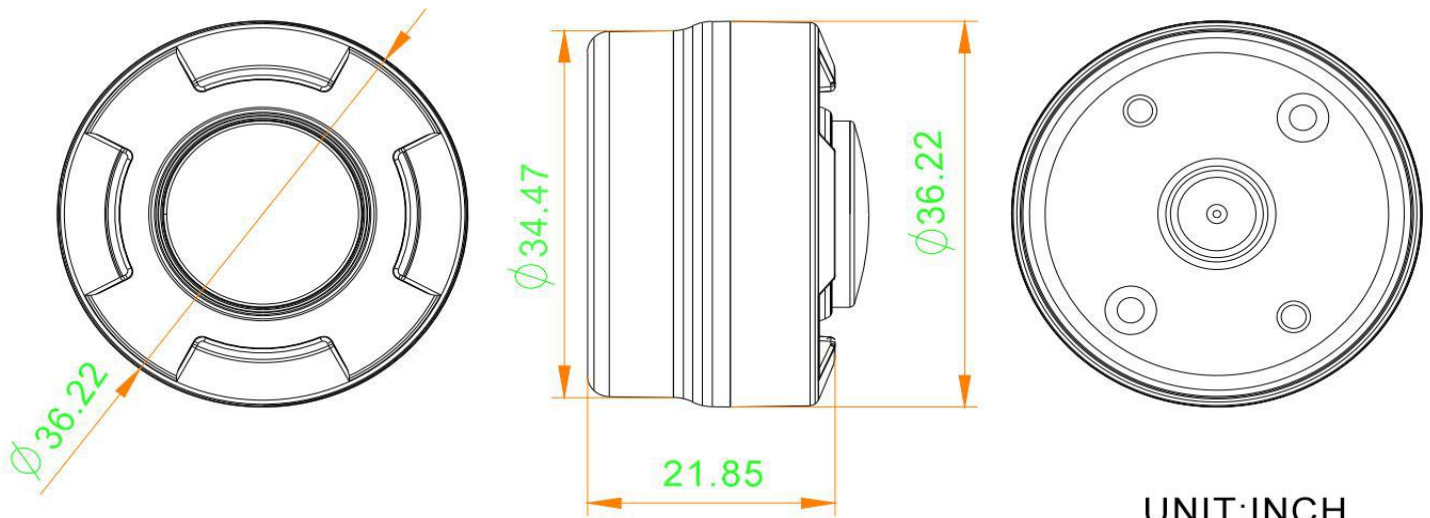
6.1.4 Weight:570g

### 6.2 Specification-Electrical

6.2.1 Power Supply: Self-generated power

6.2.2 Current Consumption: 50mA

### 6.3 Structure Diagram



## 7 Infrared Sensor Beacon(optional)

### 7.1 Specification

When the pedestrians pass through the detection zone of the barricade lights, the pre-warning system starts.

- 7.1.1 Material: PC+ diamond grade reflective film
- 7.1.2 Product size: diameter 126mm, height 113mm
- 7.1.3 Operating Temperature: -20°C-+70°C
- 7.1.4 Detection distance: outdoor more than 10m
- 7.1.5 Trigger mode: broken wire alarm
- 7.1.6 Induction element: infrared thermal sensor

### 7.2 Specification-Electrical

- 7.2.1 Battery parameters: 3.7V 2000mAh lithium battery
- 7.2.2 Maximum power consumption: 4W
- 7.2.3 Standby power consumption: 1mW
- 7.2.4 Average working current: about 100mA
- 7.2.5 Power supply: 5V 150mA solar module

## 8 TPU Warning Post(optional)

### 8.1 Specification

- 8.1.1 Product size: 20\*10\*80CM
- 8.1.2 Product material: new TPU high-performance material +3M flexible super reflective film
- 8.1.3 Use GB/T 18833 Type IV flexible reflective film
- 8.1.4 Add reflector design to the base
- 8.1.5 12CM X 80CM TPU Flexible Post optional, single net weight 3.2KG
- 8.1.6 Flexible, including 2pcs 3M white reflective film, 4pcs holes for screws installation



## 9 MUTCD Standard Aluminum Sign(optional)


### 9.1 Specification

- 9.1.1 Material: Double layer aluminium-plastic panel + reflective sheeting



9.1.2 MUTCD R10-25 sign should be installed with, explaining the purpose and use of the pedestrian push button detector.(Conform to the MUTCD IA-21)

**9.2 Structure Diagram:**



**9.3 MUTCD Standard Aluminum Sign**

The W11-2 sign indicates pedestrian crossing ahead, please slow down(Optional signs:W11-15/S1-1). The W16-7P sign indicates the actual location of the crosswalk to drivers.

- 9.3.1 Compliant with MUTCD standards
- 9.3.2 Aluminum sign, 3mm thickness, lightweight yet sturdy and durable
- 9.3.3 With optional EGP/FYG reflective film, good reflective effect
- 9.3.4 Optional model:



Aluminum Pedestrian Sign

- W11-2-24-EGR 24" MUTCD DIAMOND SIGN (EGR)
- W11-2-24-FYG 24" MUTCD DIAMOND SIGN (FYG)
- W11-2-30-EGR 30" MUTCD DIAMOND SIGN (EGR)
- W11-2-30-FYG 30" MUTCD DIAMOND SIGN (FYG)



Aluminum Arrow Sign

- W16-7-12X24-EGR 12"x24" Diagonal Arrow (EGR)
- W16-7-12X24-FYG 12"x24" Diagonal Arrow (FYG)
- W16-7-18X30-EGR 18"x30" Diagonal Arrow (EGR)
- W16-7-18X30-FYG 18"x30" Diagonal Arrow (FYG)

**10 LED Pedestrian Sign(optional)**

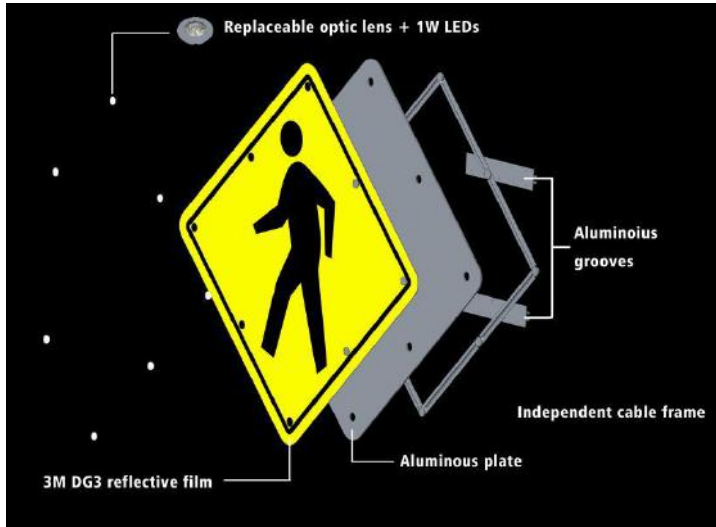
**10.1 Specification**

10.1.1 30" MUTCD DIAMOND LED SIGN (FYG)

10.1.2 8pcs of 1W led around the edge

10.1.3 3MM thickness aluminum plate + 3M DG3 reflective film

## 10.2 Structure Diagram



## 11 Stop Bar Light(optional)

### 11.1 Specification

Once the pre-warning system starts, stop bar for vehicles when sense the pedestrians.

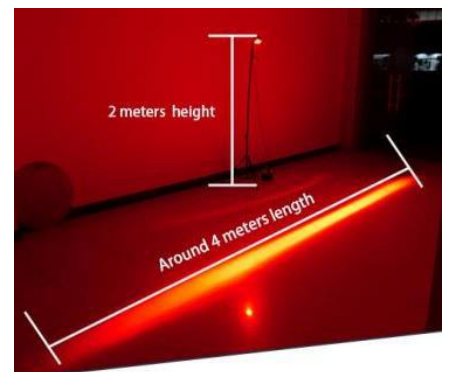
11.1.1 Dimension:9.7x7x7.3CM

11.1.2 Led: 6pcs super bright

11.1.3 Lighting effective: Red bar lighting

11.1.4 Power: 30W

11.1.5 Installation 2 meters height, bar lighting length around 4 meters



## 12 Solar Set Option 1

### 12.1 Specification

12.1.1 Material: Aluminum alloy

12.1.2 Operating Temperature: -4°F to +158°F (-20°C to +70°C)

12.1.3 Protection Level: IP65

- 12.1.4 Control Box(Double RRFB in one pole)
- MUTCD Standard Flash pattern+Brightness
- 40W Solar Panel
- 12.1.5 24Ah lithium-ion batteries

## 12.2 Wiring Pattern




## 13 Solar Set Option 2

### 13.1 Specification


- 13.1.1 Material: Aluminum alloy
- 13.1.2 Operating Temperature: -4°F to +158°F (-20°C to +70°C)
- 13.1.3 Protection Level: IP65
- 13.1.4 MUTCD Standard Flash pattern+Brightness
- 2 Sides synchronized flash(set version)
- 13.1.5 Built-in Solar power set
- 13.1.6 9Ah lithium-ion batteries
- 13.1.7 20W Solar Panel

### 13.2 Wiring Pattern



## 14 Application


RRFB Intelligent Pedestrian System suits to various road conditions.



Mounted on the Regular Crosswalk



Mounted on the Poor Visibility Crosswalk Section



**Mounted on the Mid-Block Crosswalk**

## 15 Auxiliary System - ELLUMIN Cloud(optional)

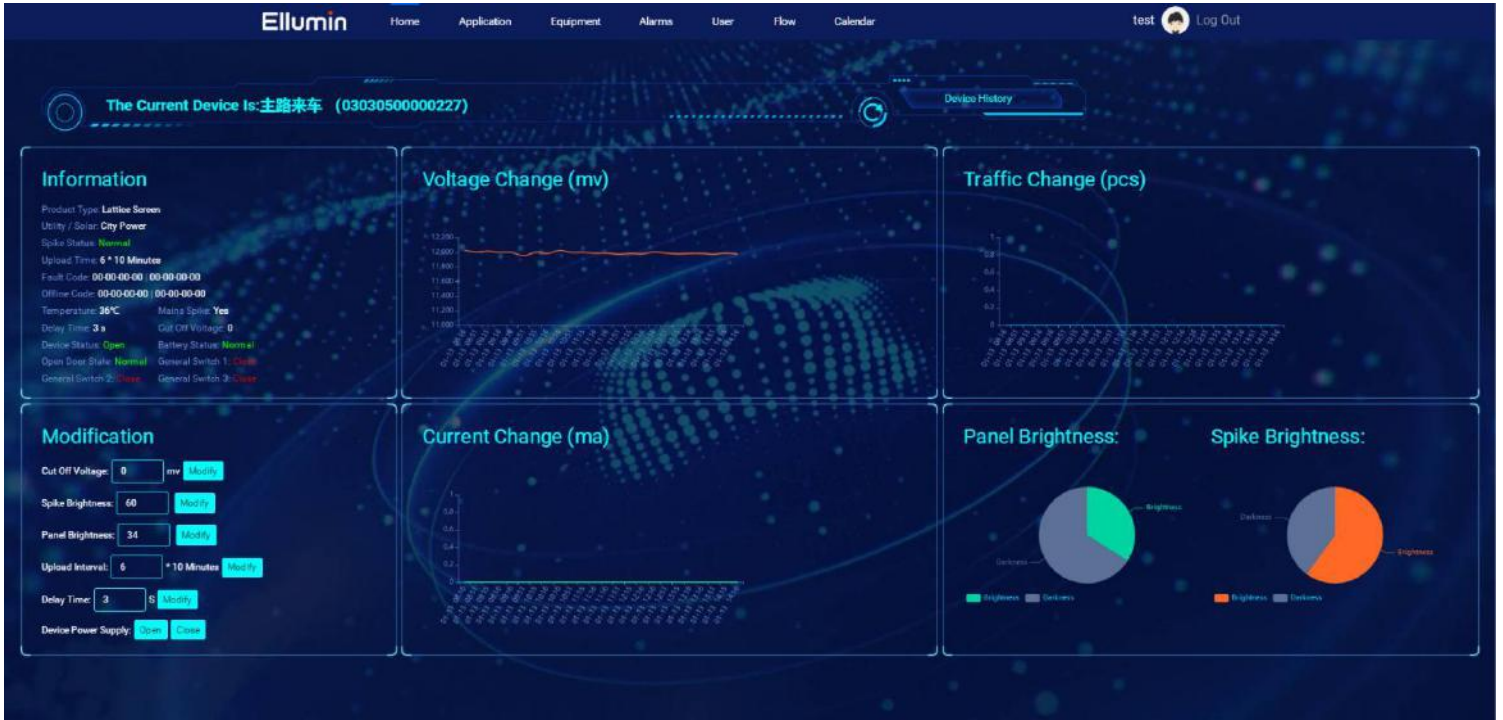
### 15.1 Description of ELLUMIN Cloud

ELLUMIN cloud platform is an important part of the smart city which can monitor the operation of the devices, as well as collect and analyze the devices' statistic for you.

### 15.2 Function

#### 15.2.1 Data Reporting

- It can generate professional data reports by capturing, filtering, summarizing and analyzing the data of the day.
- Provide strong data support by historical data exported to EXCEL in chronological order.



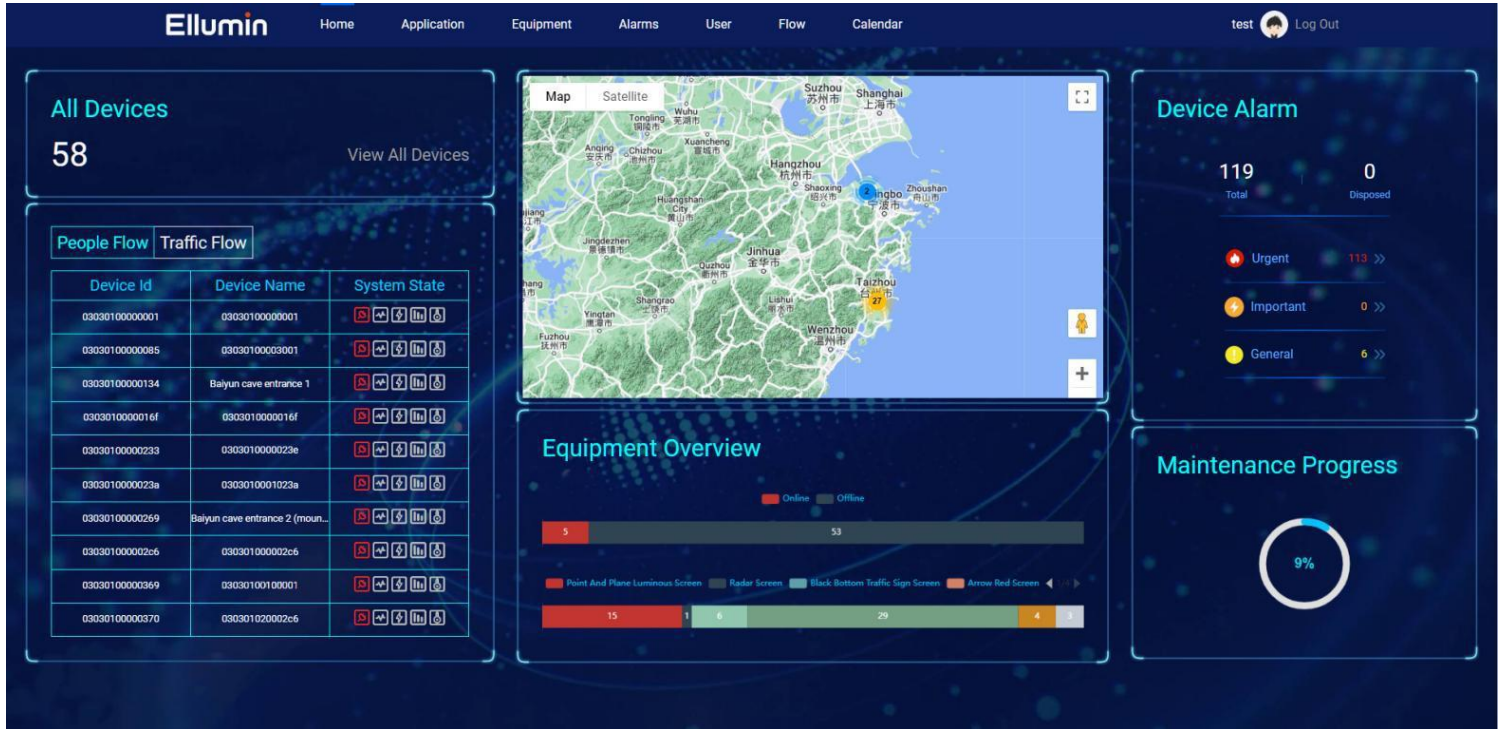
### 15.2.2 Monitoring Device

Monitoring device's operation and display in map pattern, and support to filter the dedicated device.



### 15.2.3 Online Control Device

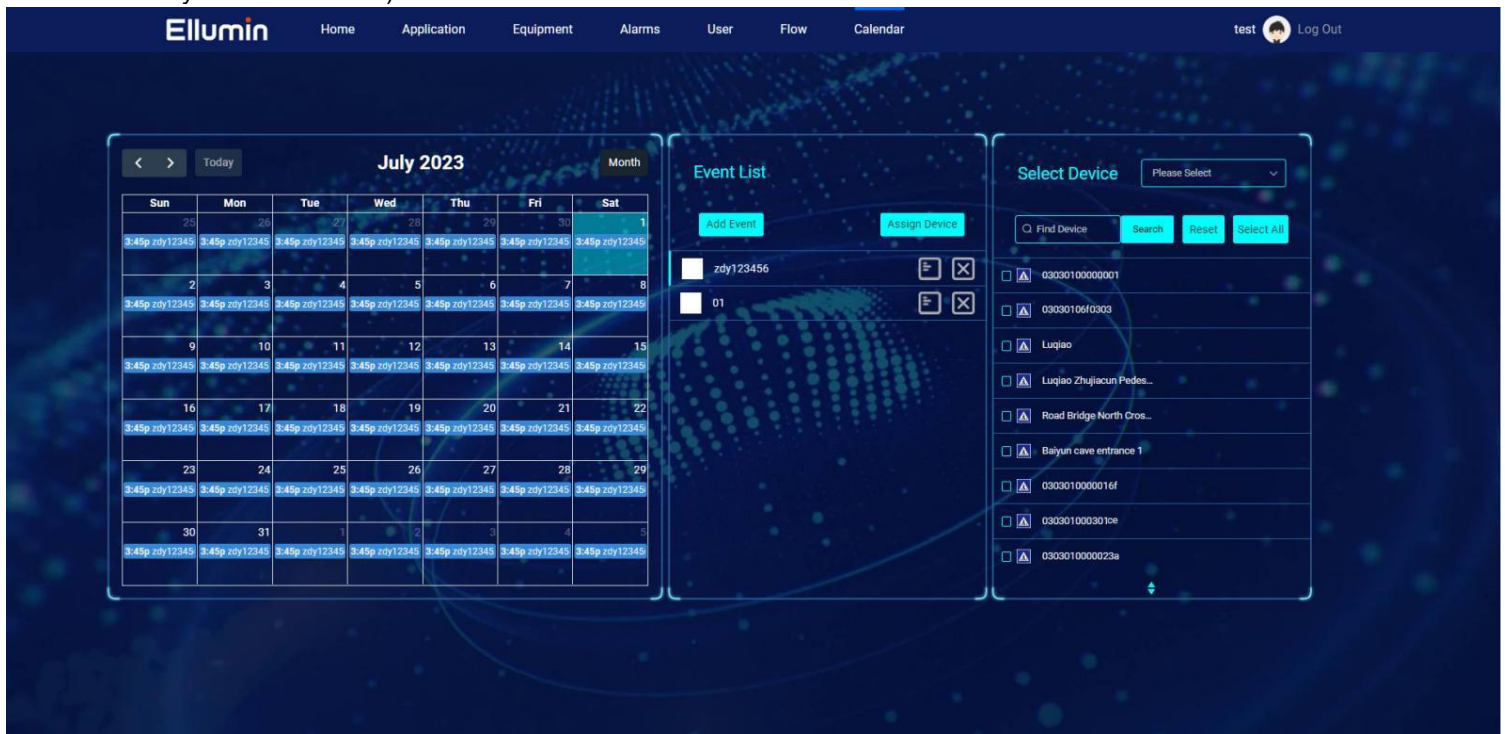
Remotely change the operating status of the device online.



### 15.2.4 Programmable Control

Customize Calendar Editor is easy to schedule Manage devices.

(Based on the calendar year with the ability to program in holidays and daylight savings time, ideal for school, business and industrial facility work schedules)



### 15.2.5 Emergency Notification

When there is something wrong with the device, workers will immediately receive the notifications through E-mail and web page.

